

Dear Resident,

Triways Disposal Services is pleased to introduce our automated waste collection system. Please take a few moments to familiarize yourself with the enclosed instructions and hints.

Many other communities have adopted our automated waste collection system and the results have produced a cleaner, more attractive environment. Wind blown litter and animal scavenging is completely eliminated with this system.

The cart provided was chosen for its durability and its ease of use. It holds three times as much as a normal trash can. The cart's large wheels make it easy to manoeuvre, and it completely eliminates the lifting of heavy cans.

**Please bag all trash including grass clippings.**

Thank you



# TRIWAYS

## DISPOSAL SERVICES Ltd.



### Waste and Recycling Services

- Commercial
- Industrial
- Construction
- Demolition
- Residential
- Municipal
- Multi-unit dwellings
- Fencing Panels
- 12-30 Yard Roll-off Containers
- 3-6- Yard Front End Load Containers
- Roll-out Cart Waste and Recycle
- City & Rural Services
- Roll-off Multi-Recycle Containers

**Phone: 306-773-7575**

**Fax: 306-773-7573**

**[carts@triwaysdisposal.com](mailto:carts@triwaysdisposal.com)**


**1135 Cheadle St. W.  
Swift Current, Sask, S9H 0C8**

*Locally owned and operated*

# TRIWAYS

## DISPOSAL SERVICES Ltd.

Residential  
Curbside  
Waste Collection



We hope that you will take a few moments to familiarize yourself with these easy to remember instructions regarding the automated refuse collection system.

This system uses the latest collection equipment available and provides maximum efficiency at minimum expense. We want to do the best possible job for you and would appreciate your cooperation.

To assure the collection of refuse, the drawings to the right illustrate the locations for our container on collection day.

If your house is on a street or avenue without a curb, please place the container on the road making sure the pickup truck can reach the container.

The container must be placed on the street or avenue that corresponds with your address. Example: 719-2nd Avenue West. This corner house would place the container on the Avenue

For your child's safety, do not allow them to play near the collection containers or vehicles.

Containers placed roadside after 7:00 a.m. and after the truck has passed will be collected the following week.

Following these instructions will assist us in making your community one of the cleanest in Saskatchewan.


If you require more information please call 1-306-773-7575 between 8:00 a.m. and 5:00 p.m., Monday through Friday.



Only place approved bagged waste materials within the grey waste cart. Carts will be monitored and unaccepted items will be left curbside, or your cart will be rejected for collection.


### Ideal Location

#1



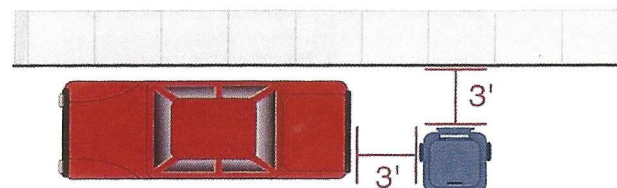
### Snow Bank

#2



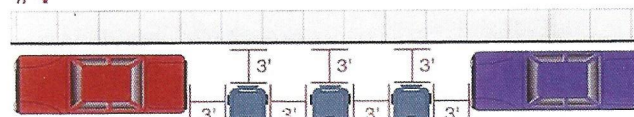
### Close to a Parked Car

#3



### Between Two Parked Cars

#4



#### Park it

- Park the cart for pickup by 7:00 a.m. on day of collection.
- When there is a snow bank built up along the curb, make sure the container is out further than the snow as illustrated in drawing #2.

#### Point it

- Point lid arrows towards the street.
- Close lid

#### Space it

- Ensure cart is 1 metre (3 feet) clear of all obstacles and not blocking traffic as illustrated in drawings #3 and #4.

Use your grey garbage cart for the storage and collection of approved waste materials only.

1. Do not pack material too tightly
2. Wheel out your cart with its lid closed. You must be able to close the lid without packing the cart too tightly, otherwise the emptying of the cart will be more difficult.
3. Place the cart roadside by 7:00 a.m. on collection day.
4. Your waste collection day won't change, but the collection time might, so please be sure to have your cart out by 7:00 a.m. on your collection day.
5. Return the emptied cart to your property before the end of the day.
6. Do not remove cart from it's assigned address.
7. Do not paint or write on the cart (house number or name).
8. Inform the town, village office or Triways Disposal of any damage, vandalism or theft of the cart. It is important to note the serial number stamped on the cart placed at your residence.

Thank you for your cooperation making this new, cleaner and more efficient system of waste collection work for you.

#### What should we do if we have more waste than can fit in the cart?

Extra waste should be kept for your next scheduled pickup. Should you regularly have more material than your cart's capacity, please contact your municipal office to arrange for an additional cart.

#### My normal regular pick up falls on a statutory holiday, do I still put out my cart?

Triways Disposal collects on all statutory holidays, except New Year's Day, Good Friday and Christmas Day. Please check your collection calendar for your scheduled pick up days including holidays

#### What cannot be put in my Triways residential Cart?

- Hazardous material such as wet paint, chemicals, or solvent
- Absolutely no ashes
- Sod, dirt, concrete, or other heavy materials
- Construction or demolition materials including boards, roofing materials, or carpet
- Automotive parts, tires, oil filters or oil
- Tree Clippings over 2' in length
- Liquids of any kind
- Animals or animal parts